



Total Solution Provider in Saw Device

SD481AK2

CDMA450 F-Band, SAW Duplexer
Revision 1: October 2005



- Electrical Characteristics
 - Package Dimensions
 - Testing Environment
 - Frequency Characteristics
-

SAWNICS Inc.

460 Cheonheung-ri, Seonggeo-eup, Cheonan-si, Chungcheongnam-do, 330-836 / Korea.
Tel: +82 41 550 9372 / Fax: +82 41 550 9399 / www.sawnics.com



Electrical Characteristics

Maximum Ratings

Parameters Description	Unit	Minimum	Typical	Maximum
Operation Temperature Range	°C	-30	-	+80
Storage Temperature Range		-40	-	+85
Maximum DC Voltage	V	0		
Maximum Input Power	W	1.0 W > 50000 Hours, CW tone(Ta= +50°C)		
Source Impedance (single ended) ⁽¹⁾	Ω	50		
Load Impedance (single ended) ⁽¹⁾	Ω	50		
Package type & size		K2		
Length x Width	mm ²	-	5.0 x 5.0	-
Height	mm	-	-	1.8

Electrical Specification

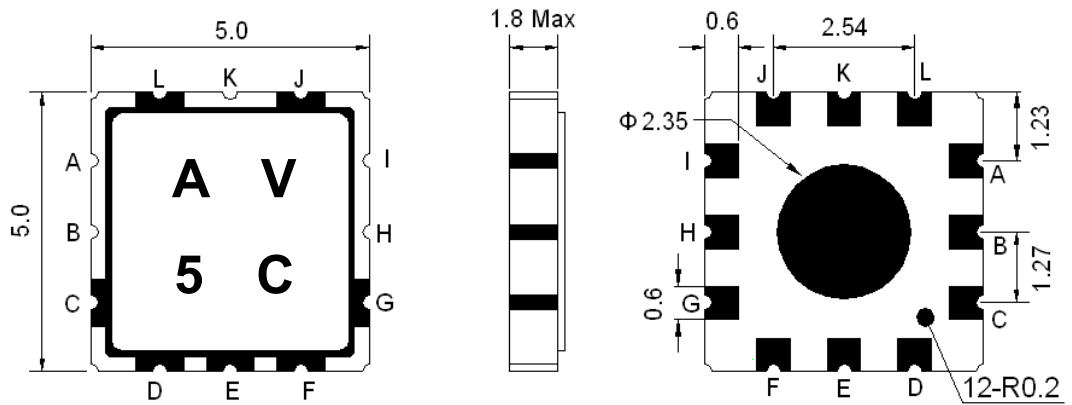
Tx → Ant		Specifications			
Parameters Description	Condition [MHz]	Unit	Minimum	Typical	Maximum
Insertion Loss	479.0 ~ 483.5	dB	-	2.2	2.8
VSWR	479.0 ~ 483.5	-	-	1.4	2.1
Absolute Attenuation	0.3 ~ 467.0	dB	25	27	-
	489.0 ~ 493.5	dB	30	50	-
	493.5 ~ 1400.0	dB	23	27	-
	1400.0 ~ 2000.0	dB	10	17	-

Ant → Rx		Specifications			
Parameters Description	Condition [MHz]	Unit	Minimum	Typical	Maximum
Insertion Loss	489.0 ~ 493.5	dB	-	2.7	4.3
VSWR	489.0 ~ 493.5	-	-	1.5	2.2
Absolute Attenuation	0.3 ~ 479.0	dB	20	25	-
	479.0 ~ 483.5	dB	33	50	-
	515.0 ~ 800.0	dB	25	31	-
	800.0 ~ 1200.0	dB	15	21	-
	1200.0 ~ 2000.0	dB	20	30	-

Tx → Rx		Specifications			
Parameters Description	Condition [MHz]	Unit	Minimum	Typical	Maximum
Isolation	479.0 ~ 483.5	dB	35	53	-
	489.0 ~ 493.5	dB	32	50	-

Notes :

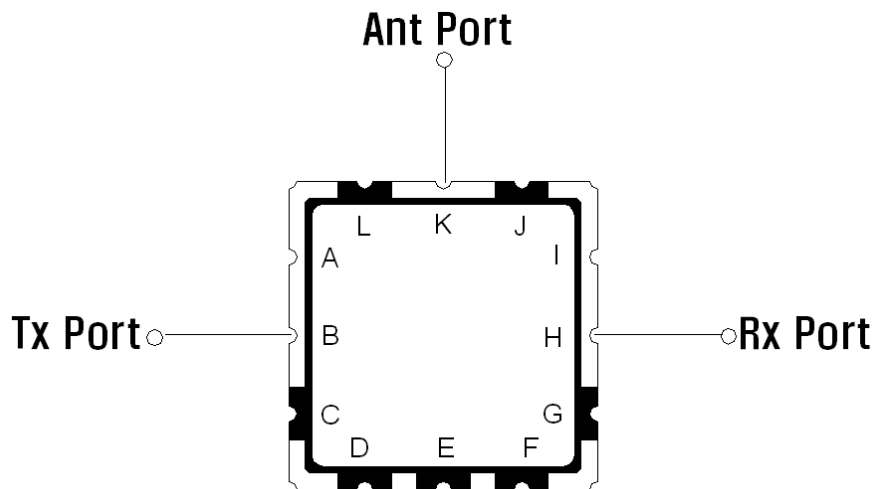
Package Dimensions



Marking Descriptions	
A	CDMA450 Application
V	Series Number
5	Date Code(Year)
C	Date Code(Month)

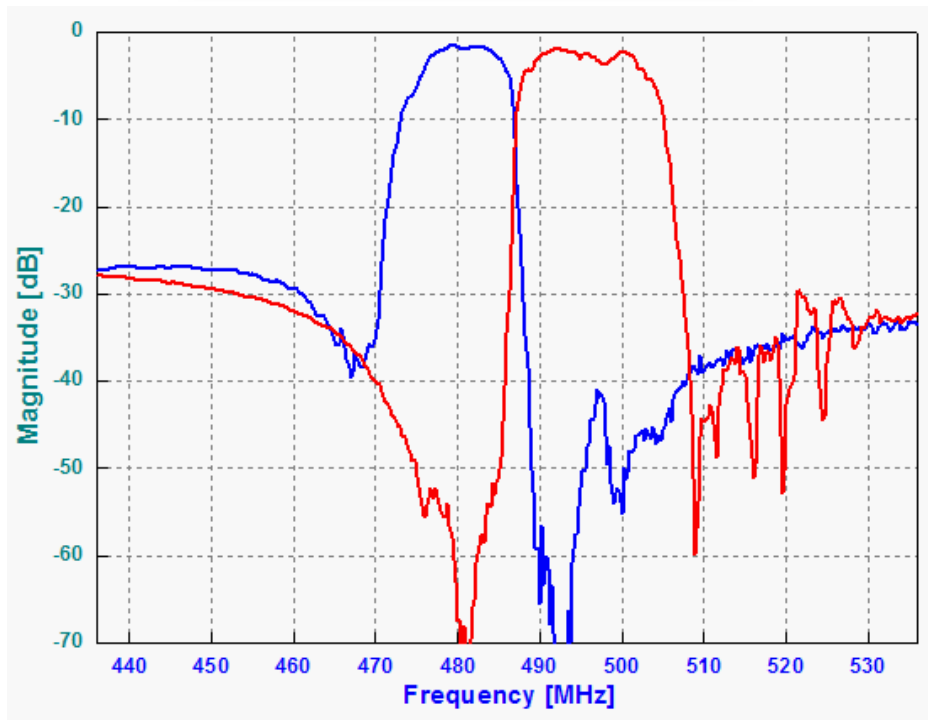
Pin Description	
A, C, D, E, F, G, I, J, L	Ground
H	Receiver
K	Antenna
B	Transmitter

Testing Environment

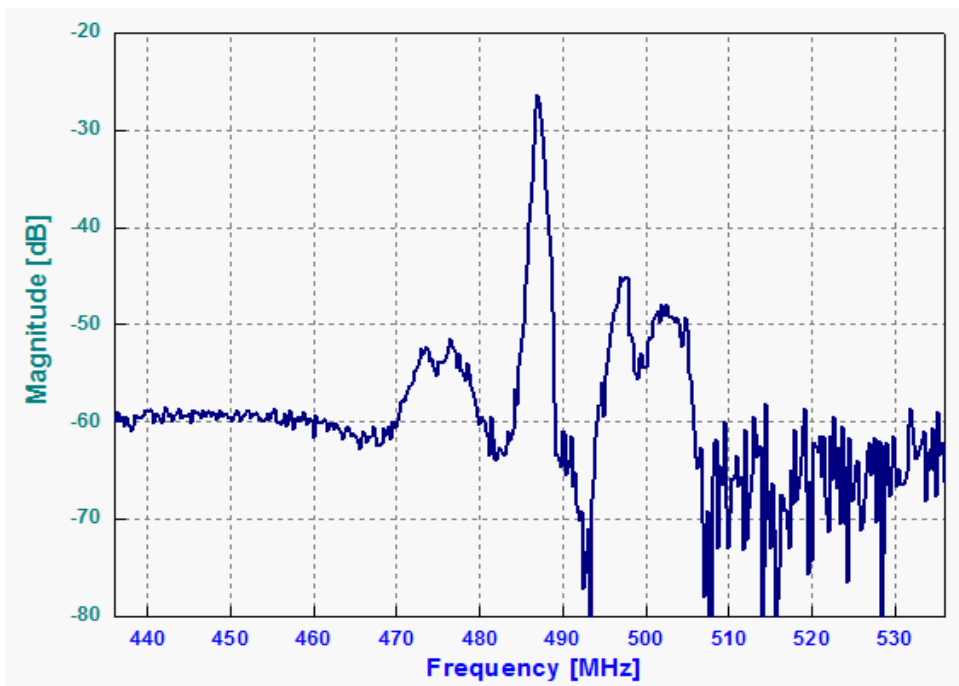


□ Frequency Characteristics

Tx to Ant, Ant to Rx



Tx to Rx Isolation

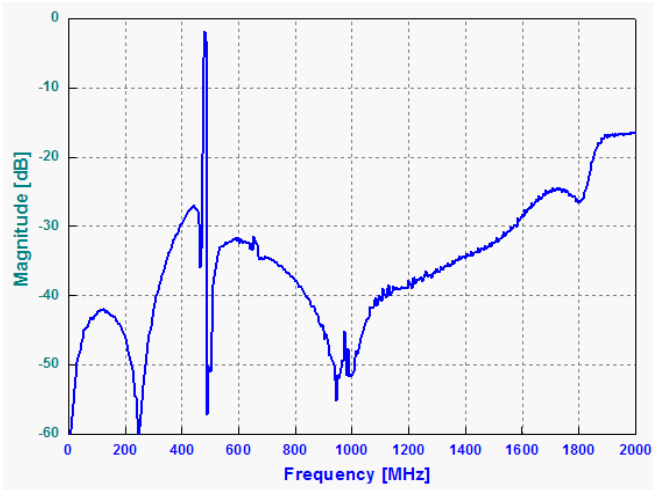




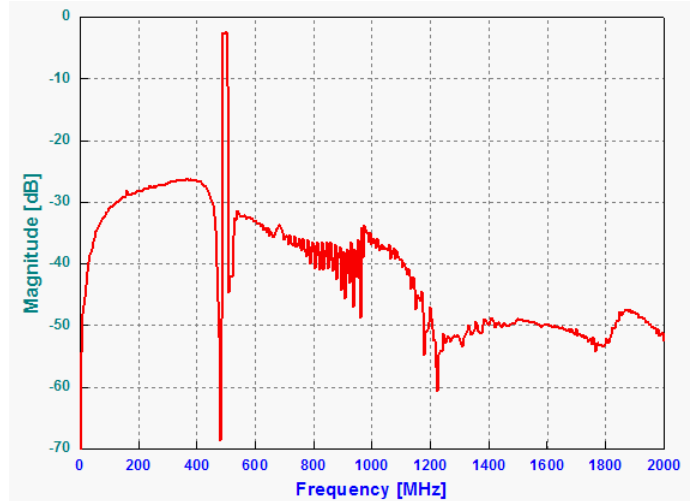
SD481AK2

CDMA450 F-Band SAW DUPLEXER

Tx to Ant

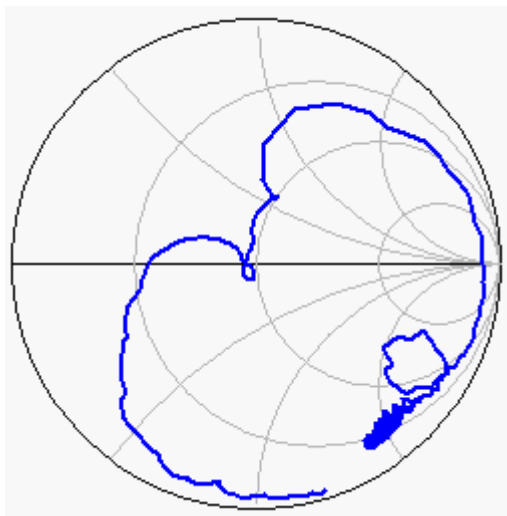


Ant to Rx

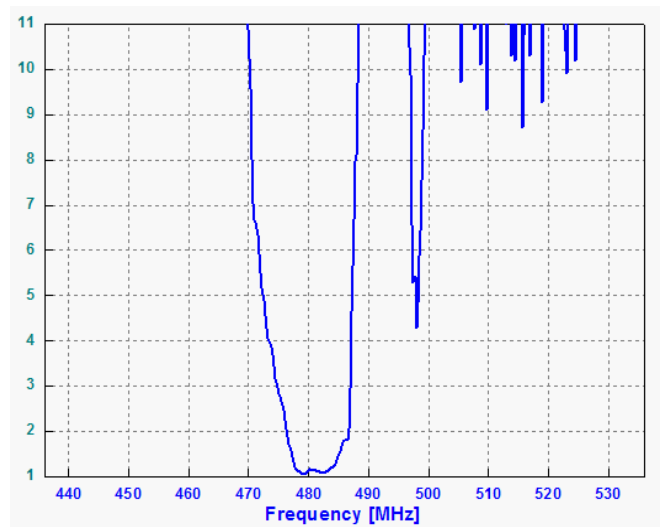


Tx Port

Smith Chart



VSWR

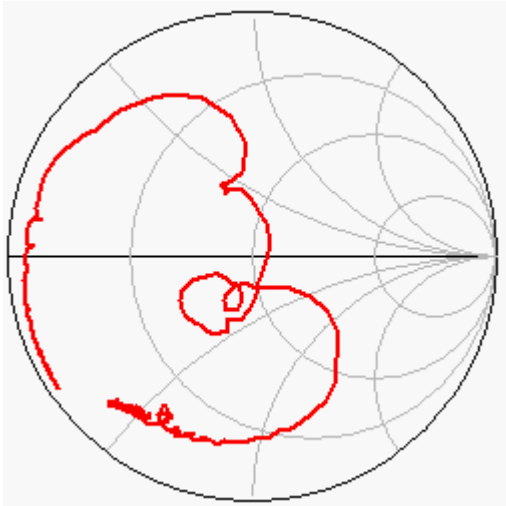


SD481AK2

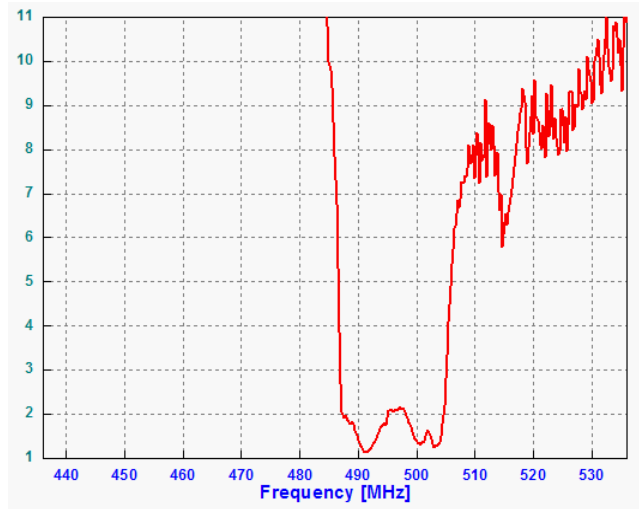
CDMA450 F-Band SAW DUPLEXER

Rx Port

Smith Chart

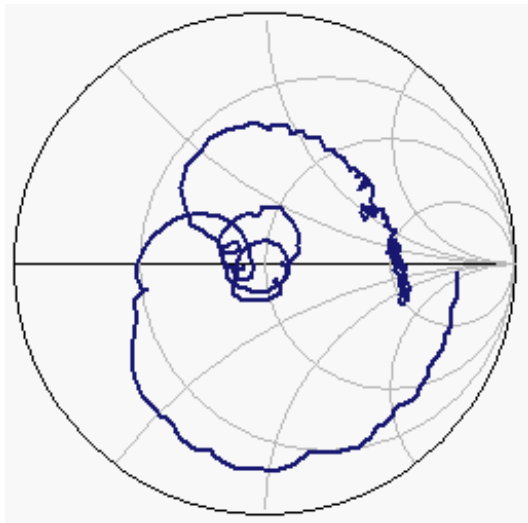


VSWR



Ant Port

Smith Chart



VSWR

